



Three Seasons Cowl



Yarn:

JC Rennie Lambswool/Cashmere DK;
 50g/120m of main colour (Gaea - turquoise
 for day cowl, Atlas - navy for night cowl)
 10g/24m of contrasts;
 Orion (grey-purple for day cowl) or Jupiter
 (purple for night cowl)
 Apollo (dark grey)
 Hephaestus (yellow)
 Athena (light grey)

The cowl uses approximately half of the 50g
 main colour ball. Total yarn used: 60g/144m

Finished size: About 22
 inches/56cm diameter and 7.5
 inches/19cm high



Tension: 20 sts per 10cm over stranded colourwork after blocking

Notions: 4mm and 4.5mm 60cm circular needle
 Darning needle
 Stitch marker

Chart A - Cloud

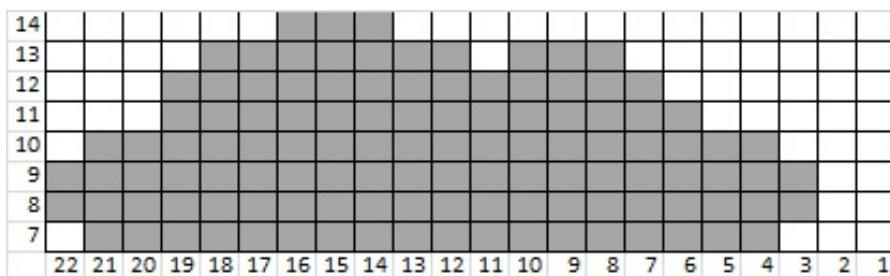
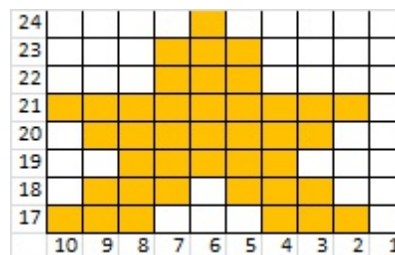
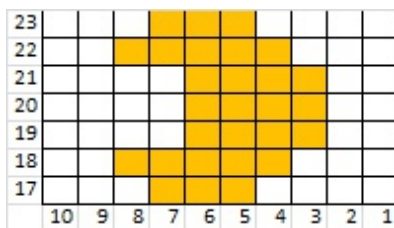
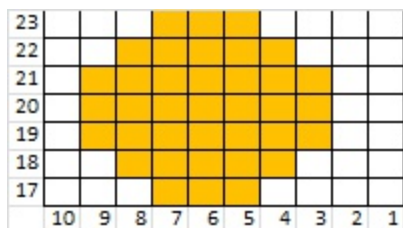


Chart B - 3 options - Sun, moon, star



With smaller needles loosely cast on 110 sts with first contrast (Orion – grey purple).

Place marker to indicate start of round and join stitches, being careful not to twist them.

Work in moss stitch for three rounds,

Round 1: K1, P1 around

Round 2: P1, K1 around

Round 3: K1, P1 around

Round 4-6: Switch to larger needles and main colour (Gaea – turquoise) and knit all stitches for three rounds.

Round 7: Join in Apollo (Dark grey) and work from Chart A for 8 rounds. You will have long floats across the centre of the cloud so be careful to catch these in every five stitches or so.

Round 15: Break off contrast and knit two rounds in main colour

Round 17: Join in Hephaestus (yellow) and work

Chart B for 7 rounds (or 8 depending on choice).

Round 24: Break off contrast and knit two rounds in main colour. Remove beginning of round marker, knit a further 10 stitches in main colour, replace marker to denote new beginning of round.

Round 26: Join in Athena (Light Grey) and work Chart A again for 8 rounds.

Round 34: Break off contrast and knit two rounds in main colour

Round 36: Join in Hephaestus (yellow) and work Chart B again for 7 (or 8) rounds.

Round 44: Break off contrast and knit in main colour for three rounds.

Round 47: Switch to smaller needles and first contrast (Orion – grey purple) and knit one round then work three rounds moss stitch as rounds 1-3. Cast off loosely.

Weave in ends, wash and block.



Wee County Yarns

www.wee-county-yarns.co.uk

Come join us on Ravelry!

For best results we recommend Knitpro products.

KnitPro
FOR THOSE WHO LOVE TO KNIT